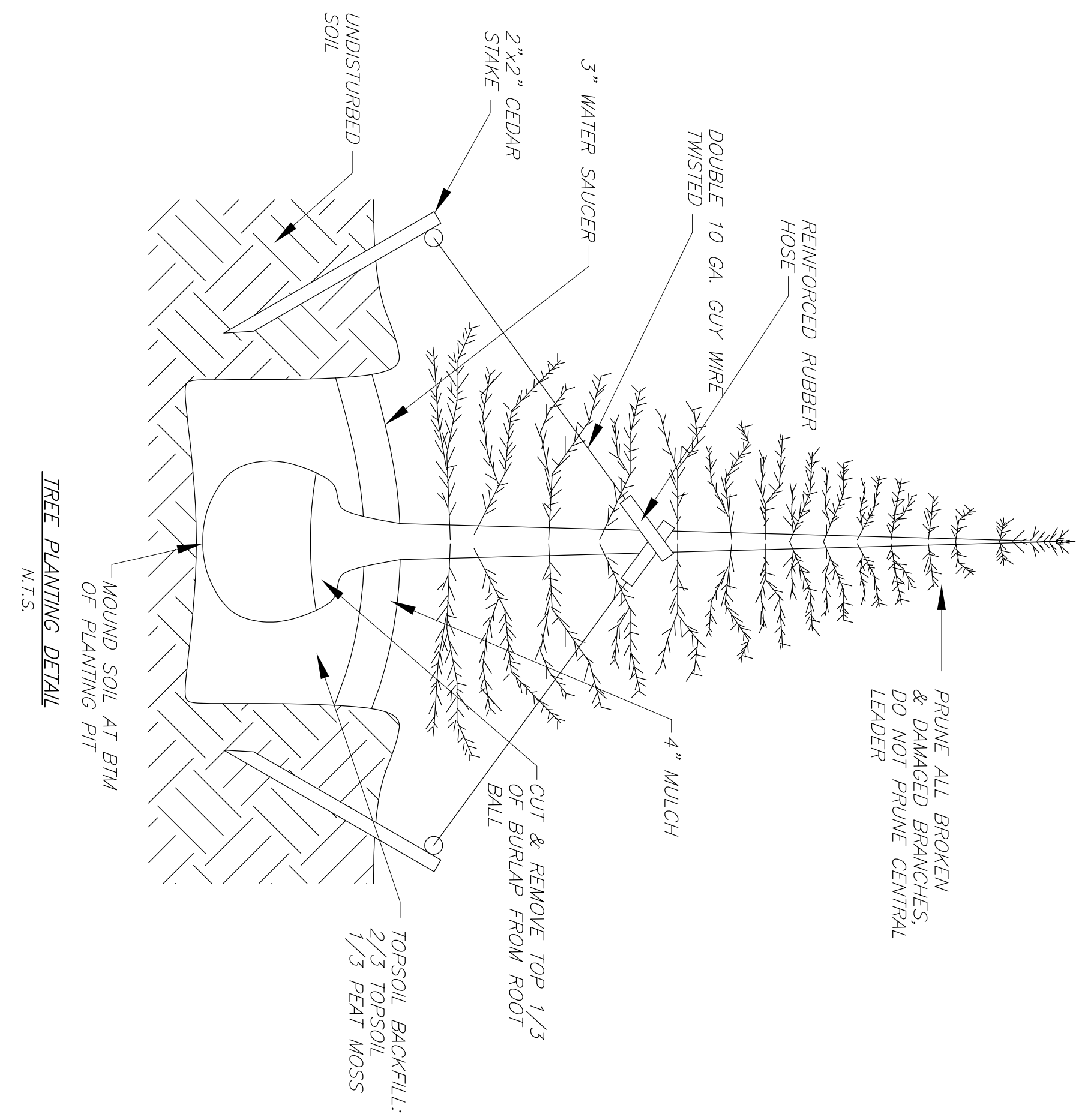
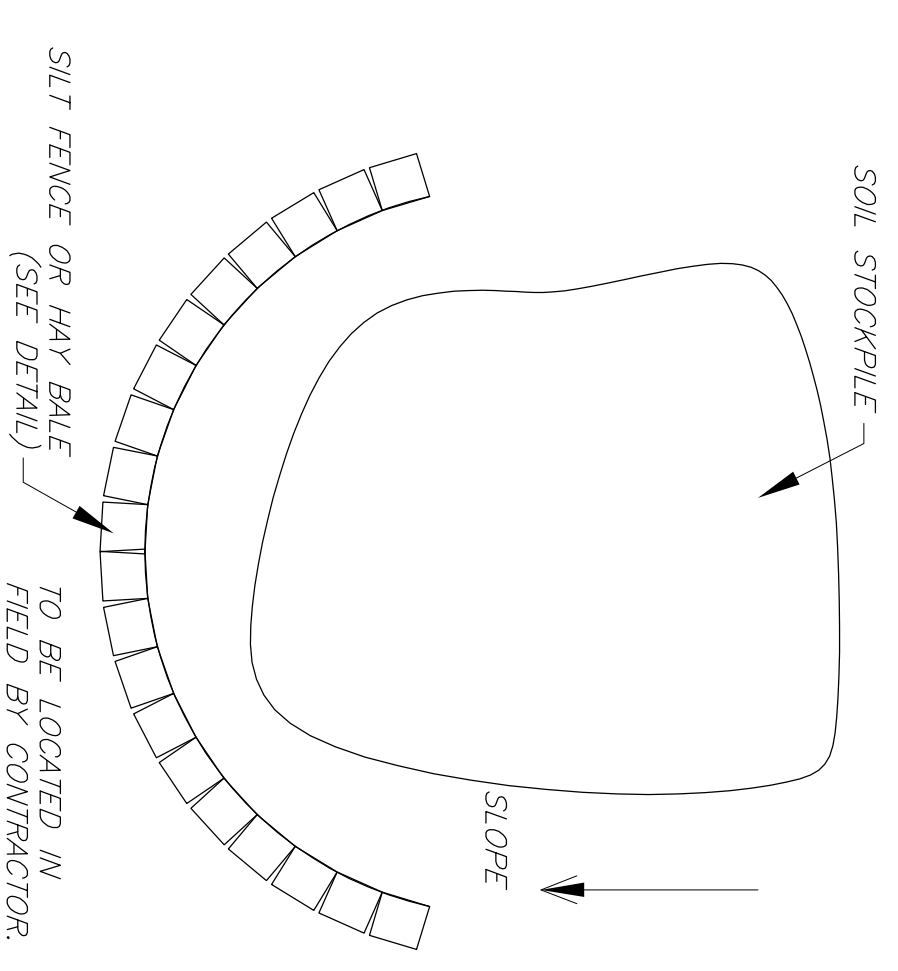


**EROSION CONTROL STANDARD NOTES**

1. EXCAVATION, FILLING, GRADING AND STRIPPING SHALL BE PERMITTED AS TO MINIMIZE THE HEALTH, SAFETY AND WELFARE OF NEIGHBORING PROPERTY OWNERS AND THE GENERAL PUBLIC.
2. SITE PREPARATION AND CONSTRUCTION SHALL BE FITTED TO THE SLOPE AND SOIL CONDITIONS. SPECIAL FEATURES AS FEASIBLE SHALL BE PRESERVED AS MANY OF THESE FEATURES AS FEASIBLE.
3. THE CONTROL OF EROSION AND SEDIMENT SHALL BE A CONTINUOUS PROCESS UNDERNEKEN AS NECESSARY PRIOR TO, DURING AND AFTER SITE PREPARATION AND CONSTRUCTION.
4. THE SMALLEST PRACTICAL AREA OF LAND SHALL BE EXPOSED BY SITE PREPARATION AT ANY GIVEN TIME.
5. THE EXPOSURE OF AREAS BY SITE PREPARATION SHALL BE KEPT TO THE SHORTEST PRACTICAL PERIOD OF TIME PRIOR TO THE RESTORATION OF THE EXPOSED AREAS TO AN ATTRACTIVE NATURAL CONDITION OR TEMPORARY VEGETATION SUITABLE FOR THE SLOPE.
6. BE USED WHERE NECESSARY TO PROTECT AREAS EXPOSED BY SITE PREPARATION AND PERMANENT VEGETATION WHICH IS WELL ADAPTED TO THE SITE SHALL BE INSTALLED AS SOON AS PRACTICAL.
7. WHERE SLOPES ARE TO BE REVEGETATED IN AREAS EXPOSED BY SITE PREPARATION, THE SLOPES SHALL NOT BE OF SUCH STEEPNESS THAT VEGETATION CANNOT BE READILY ESTABLISHED OR THAT PROBLEMS OF EROSION OR SEDIMENT MAY RESULT.
8. SITE PREPARATION AND CONSTRUCTION SHALL NOT ADVERSELY AFFECT THE FREE FLOW OF WATER BY ENCRUACHING ON, BLOCKING OR RESTRICTING WATERCOURSES.
9. ALL TILL MATERIAL SHALL BE COMPOSITION SUITABLE FOR THE PROPOSED USE AND SHALL BE FREE OF RUBBER AND CAPTIVELY RESTRICTED IN ITS CONTENT OF BRUSH, STUMPS, TREE DEBRIS, ROCKS, FROZEN MATERIAL AND SOFT OR EASILY COMPRESSIBLE MATERIAL.
10. FILL MATERIAL SHALL BE COMPACTED SUFFICIENTLY TO PREVENT PROBLEMS OF EROSION AND WHERE THE MATERIAL IS TO SUPPORT STRUCTURES, IT SHALL BE COMPACTED TO A MINIMUM OF NINETY PERCENT (90%) OF STANDARD PROCTOR WITH PROPER MOISTURE CONTROL.
11. ALL TOPSOIL WHICH IS EXCAVATED FROM A SITE SHALL BE STOCKPILED AND USED FOR THE RESTORATION OF THE SITE AND SUCH STOCKPILES, WHERE NECESSARY, SHALL BE SEEDED OR OTHERWISE PROTECTED TO MINIMIZE THE EFFECTS OF EROSION AND CONSTRUCTION. AN INTEGRATED DRAINAGE SYSTEM SHALL BE PROVIDED WHICH AT ALL TIMES MINIMIZES EROSION, SEDIMENT HAZARDS OF SLOPE INSTABILITY AND ADVERSE EFFECT ON NEIGHBORING PROPERTY OWNERS.
12. THE NATURAL DRAINAGE SYSTEM SHALL GENERALLY BE PRESERVED IN PREFERENCE TO MODIFICATIONS OF THIS SYSTEM, EXCEPT WHERE SUCH MODIFICATIONS ARE NECESSARY TO REDUCE LEVELS OF EROSION AND SEDIMENT AND ADVERSE EFFECTS ON NEIGHBORING PROPERTY OWNERS.
13. ALL DRAINAGE SYSTEMS SHALL BE DESIGNED TO HANDLE THE DRAINAGE AND OVERFLOWING OF WATER WITHIN THE SITE AND FROM THE ADJACENT SYSTEM DRAINAGE BASIN.
14. SUFFICIENT GRADERS AND DRAINAGE FACILITIES SHALL BE PROVIDED TO PREVENT THE PONDING OF WATER UNLESS SUCH PONDING IS PROPOSED WITHIN SITE PLANS, IN WHICH EVENT THERE SHALL BE SUFFICIENT WATER FLOW TO MAINTAIN PROPOSED WATER LEVELS AND TO AVOID STAGNATION.
15. THERE SHALL BE PROVIDED WHERE NECESSARY TO MINIMIZE EROSION AND SEDIMENT SUCH MEASURES AS BENCHES, BERMS, TERRACES, DIVERSIONS AND SEDIMENT, DEBRIS AND RETENTION BASINS.
16. DRAINAGE SYSTEMS, PLANTINGS AND OTHER EROSION OR SEDIMENT CONTROL DEVICES SHALL BE MAINTAINED AS FREQUENTLY AS NECESSARY TO ENSURE THAT EROSION CONTROL DEVICES ARE NOT OBTSTRUCTED BY THE ACCUMULATION OF SILT, DEBRIS OR OTHER MATERIAL OR BY STRUCTURAL DAMAGE.

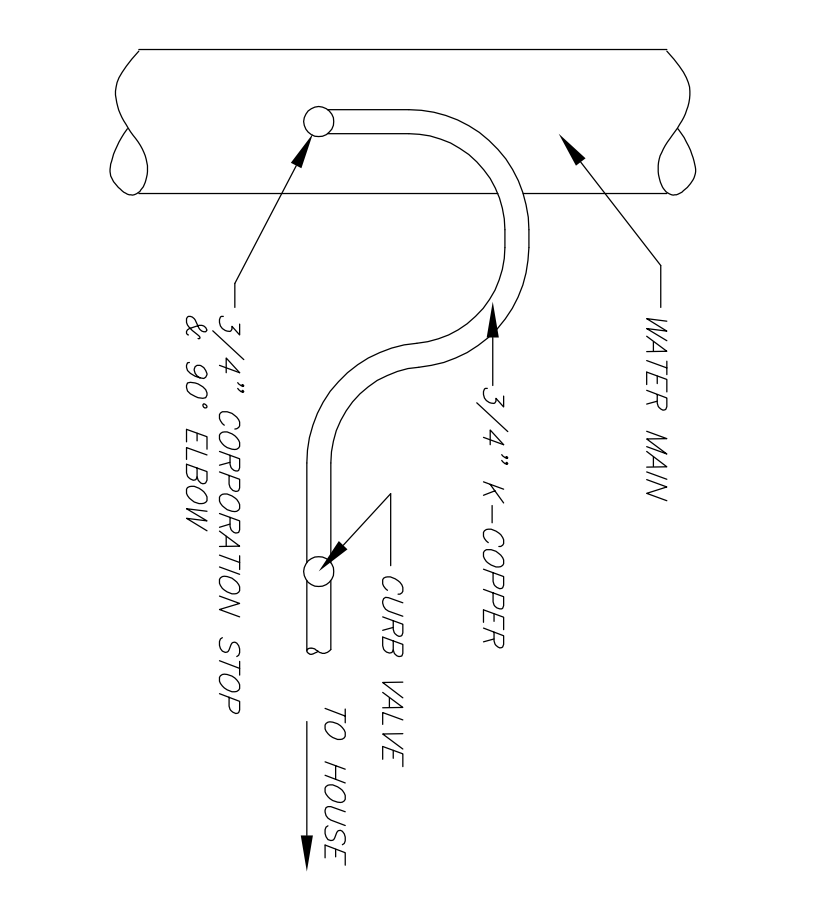
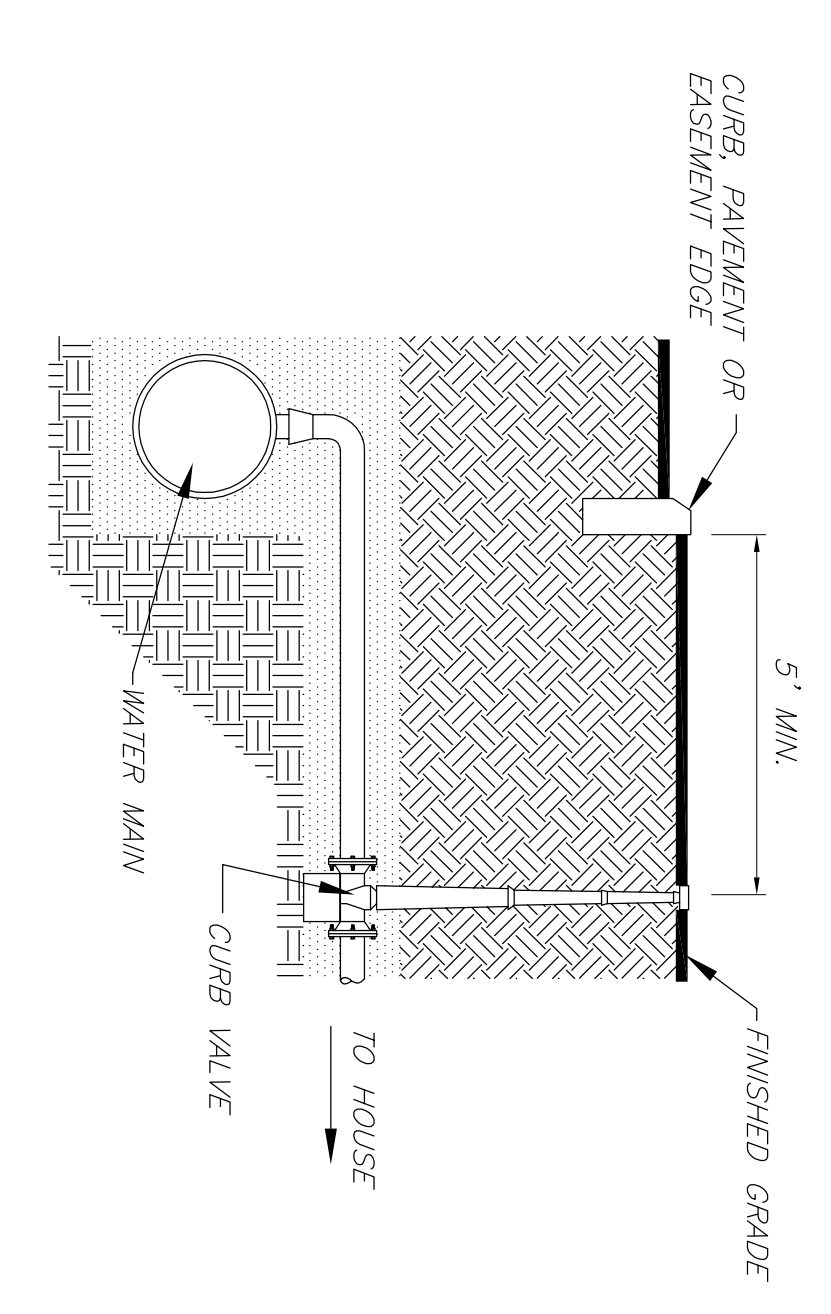
**TEMPORARY VEGETATION NOTES**

- TEMPORARY VEGETATION SHALL BE USED TO PROTECT AREAS IN EXCESS OF 1/2 AC. EXPOSED FOR A PERIOD OVER (2) WEEKS BEFORE OR DURING DEVELOPMENT.
- A. (50) LBS. OF NITROGEN, (50) POUNDS OF APPROVED GRAIN SEED AND (2) TONS OF HAY MULCH PER ACRE OR
  - B. ON AREAS THAT WILL BE EXPOSED FOR SHORT PERIODS OF TIME AND WHERE WEATHER CONDITIONS ARE CONDUCLIVE TO AMBOURNE SAND, TRAMS TO CONTROL SUCH SAND SHALL BE INSTALLED AS DIRECTED.
  - C. TEMPORARY ROADWAYS WHEN DRY SHALL BE WATERED. TEMPORARY ROADWAYS WHEN DRY CONDITIONS PREVAL, THE CONTRACTOR SHALL BE REQUIRED TO APPLY WATER OR CALCIUM CHLORIDE AS REQUIRED TO PREVENT DUST DURING CONSTRUCTION ACTIVITIES.



**SOIL STOCKPILE DETAIL**

- TOWN OF MARLBOROUGH WATER SERVICE NOTES**
1. CONSTRUCTION OF POTABLE WATER UTILITIES AND CONNECTION TO THE TOWN OF MARLBOROUGH WATER SYSTEM REQUIRES A PERMIT FROM THE TOWN OF MARLBOROUGH WATER DEPARTMENT. ALL WORK AND MATERIALS SHALL CONFORM TO THE REQUIREMENTS OF THE VISOUM AND THE TOWN OF MARLBOROUGH.
  2. ALL WATER SERVICE LINES FOUR (4) INCHES AND LARGER IN DIAMETER SHALL BE CEMENT LINED CLASS 52 DUCTILE IRON PIPE CONFORMING TO ANSIAWMA C151/A21.51-91 FOR DUCTILE IRON PIPE.
  3. JOINTS SHALL BE EITHER PUSH-TOGETHER MECHANICAL JOINTS AS REQUIRED, THROUGH BLOCKS WITH RETAINER GLANDS. JOINT RESTRAINT SHALL BE THROUGH THE USE OF MECHANICAL JOINT PIPE WITH RETAINER GLANDS. ALL FITTINGS AND VALVES SHALL BE INSTALLED WITH RETAINER GLANDS FOR JOINT RESTRAINT. RETAINER GLANDS SHALL BE EBBA IRON MEGALUG SERIES 1100 OR APPROVED EQUAL. THE USE OF A MANUFACTURED RESTRAINED JOINT PIPE IS ACCEPTABLE WITH PRIOR APPROVAL OF THE WATER DEPARTMENT.
  4. ALL FITTINGS SHALL BE CAST IRON OR DUCTILE IRON, MECHANICAL JOINT, CLASS 250 AND CONFORM TO ANSIAWMA C110/A21.11-87 FOR DUCTILE IRON COMPACT FITTINGS OR ANSIAWMA C193/A21.53-94 FOR DUCTILE IRON COMPACT FITTINGS.
  5. ALL VALVES 4 TO 12 INCHES SHALL BE RESILIENT WEDGE GATE VALVES CONFORMING TO ANSIAWMA C509 SUCH AS MUELLER MODEL A-2560-23 OR APPROVED EQUAL. ALL GATE VALVES SHALL BE OF STEEL (DUPLEX OR MONEL).
  6. TAPPING SLEEVES SHALL BE INSTALLED IN ACCORDANCE WITH THE TOWN OF MARLBOROUGH WATER DEPARTMENT. ALL TESTING, DISINFECTION AND FLUSHING SHALL BE COORDINATED WITH THE TOWN OF MARLBOROUGH WATER DEPARTMENT. THE TEST SAMPLES MUST BE SUBMITTED TO THE TOWN OF MARLBOROUGH WATER DEPARTMENT. THE TEST SAMPLES MUST BE COLLECTED BY A REPRESENTATIVE OF THE TESTING LABORATORY AND WITNESSED BY THE WATER DEPARTMENT.
  7. ALL WATER SERVICE LINES TWO (2) INCHES IN DIAMETER AND SMALLER SHALL BE TYPE K COPPER TUBING. CORPORATION STOPS SHALL BE MUELLER H-1502 FOR 1/2 AND 1 INCH, MUELLER H-1502-2 FOR 3/4 AND 1 INCH AND MUELLER H-25204 FOR 1 1/2 AND 2 INCH SIZES. CURB VALVES SHALL BE MUELLER H-10314 FOR 3/4 AND 1 INCH AND MUELLER H-10310 FOR 1 1/2 AND 2 INCH SIZES.
  8. ALL PIPE INSTALLATION SHALL BE SUBJECT TO INSPECTION BY THE TOWN OF MARLBOROUGH WATER DEPARTMENT. THE CONTRACTOR SHALL BE RESPONSIBLE FOR COORDINATING ALL INSPECTIONS AS REQUIRED WITH THE TOWN OF MARLBOROUGH WATER DEPARTMENT.
  9. THE WATER MAIN SHALL BE TESTED, DISINFECTED AND FLUSHED IN ACCORDANCE WITH THE TOWN OF MARLBOROUGH REQUIREMENTS. ALL TESTING, DISINFECTION AND FLUSHING SHALL BE COORDINATED WITH THE TOWN OF MARLBOROUGH WATER DEPARTMENT. THE TEST SAMPLES MUST BE SUBMITTED TO THE TOWN OF MARLBOROUGH WATER DEPARTMENT. THE TEST SAMPLES MUST BE COLLECTED BY A REPRESENTATIVE OF THE TESTING LABORATORY AND WITNESSED BY THE WATER DEPARTMENT.
  10. AN AS-BUILT LOCATION SHALL BE PROVIDED TO THE TOWN OF MARLBOROUGH.



**WATER SERVICE CONNECTION DETAIL**

N.T.S.

REV.	DATE	BY	DESCRIPTION
1	07/08/19	RBM	PER TOWN COMMENTS
2	08/28/19	RBM	PER TOWN COMMENTS

TOWN PROJECT # 18-9  
THIS SHEET IS VOID AND VOID UNLESS ACCOMPANIED BY REMAINING SHEETS IN SET.

**ENGINEER**

**TALCOTT ENGINEERING DESIGN PLLC**

1 GARDNERTOWN ROAD  
NEWBURGH, NY 12550  
(914)451-5699-4583  
TALCOTDESIGN12@GMAIL.COM

**PROPOSED SUBDIVISION ENTITLED**  
**NOTO SUBDIVISION**  
194 HIGHLAND AVE, SRL. 108.12-8-24  
TOWN OF MARLBOROUGH, ULSTER COUNTY, NY

DATE: 07/01/19  
SCALE: AS NOTED  
JOB NUMBER: 17252-NT0  
SHEET NUMBER: 3 OF 3

CHARLES I. BROWN, P.E.